


## Hybrid automatic barrier for beams measuring 2 to 8 m

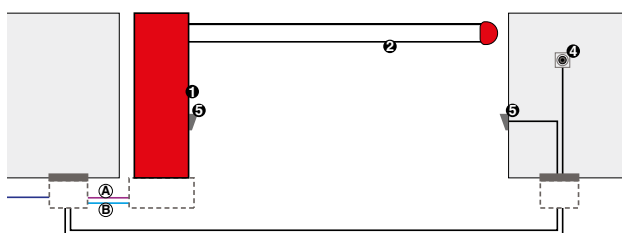


- Hybrid technology: Hydraulic + Brushless motor
- Barrier with "unlimited" springs: over 2,000,000 continuous use cycles without special maintenance
- Extreme logistics optimisation: only one barrier model and two springs for sectional beams measuring 2 to 8 m, right or left version and for different speeds
- Removable housing available in 4 colours or stainless steel
- High opening speed (selectable electronically): from 1.5 seconds for 2 m gateways up to 6 seconds for 8 m gateways.
- Easy-to-program and technologically advanced control unit: Integrated encoder (with reverse in the event of obstacle), two integrated Loop Detectors, assorted Master/Slave logics and management (opposing barriers)
- Integrated flashing LED traffic light with anti-vandalism system and LED lights for beam (accessories)
- Compatible with 620 and 640 foundation plate (Retrofit)



**Available starting  
May 2012**

### TYPICAL INSTALLATION EXAMPLE



- **(A) Low voltage cabling**  
■ 3 cables 3x0.5
- **(B) Power cabling (230V)**  
■ 1 cable 2x1.5+T

*N.B: Cable sections in mm<sup>2</sup>*

Ref.	Q.ty	Description of material	Item code	Kit
①	1	B680 barrier body with built-in E680 control unit	104680	Not available
①	1	RAL 3020 Red housing	416016	
①	1	Foundation plate	490139	
①	1	L pocket and balance screw	428437	
②	1	L coupling	428616	
②	1	Initial beam L 4 m	428048	
②	1	Final beam L 4.3 m	428051	
①	1	Integrated flashing traffic light	410022	
	1	Beam light connection kit	390992	
	1	LED luminous cord package containing 11 m	390993	
①	1	RP 433 SLH receiver board	787824	
	1	XT2433 SLH LR two-channel transmitter	787007	
⑤	1	XP15B photocell pair	785149	
	1	Aluminium columns for XP 15B (maximum height 628 mm)	401039	
	1	Found. plate for XP15B columns	737637	
④	1	T10 key button	401010001/36	
	1	Support fork for beams S/L	728487	
	1	Fork support plate	737621	
	1	Reflective strip kit	490117	

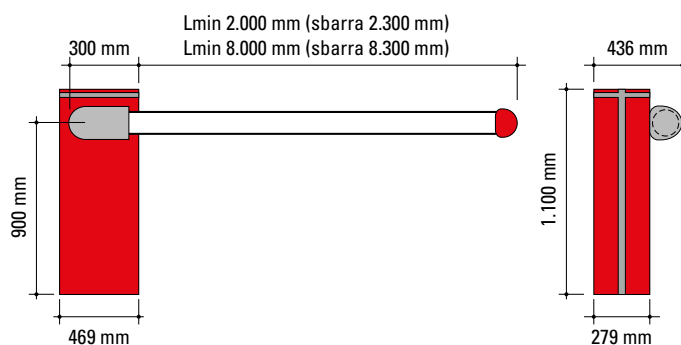
## B680H from 2 m to 8 m

Model	Use			Control unit	Item code
	Beam length (m)	Opening time (s)	Use frequency (%)		
Upright B680H	From 2.3 m to 8.3 m	From 1.5 s (2 m) to 6 s (8 m)	Continuous (100%)	Built-in E680	104680

**The B680H upright package includes:** barrier upright with control unit and absolute encoder, hydraulic motion transmission system, accessories for installation, triangular release key.  
It DOES NOT include the pocket and balance spring (sold together under another part nr.).

### DIMENSIONS AND TECHNICAL SPECIFICATIONS B680H

Power supply voltage	100 to 240 Vac 50 (60) Hz
Electric motor	Brushless 36 Vdc
Absorbed power	240 W
Absorbed current	1.1 A (a 230 V)
Motor rotation speed	1,000 to 6,000 r.p.m.
Pump flow rate	3,2 l/min (max)
Electronic deceleration	Absolute encoder
Operating ambient temperature	-20°C to +55°C
Weight	85 kg (65 kg upright + 20 kg housing)
Type of oil	FAAC HP OIL
Barrier body treatment	100 micron epoxy zinc-plating anti-corrosion treatment + paint
Protection class	IP44
Type of beam	Round with safety edge and designed to fit lights
Dimensions (L x D x H) in mm	469x279x1100 (see drawing )



### CONTROL UNITS



**Built-in E680 electronic board**  
Technical specifications page 150

### SPECIFIC ACCESSORIES



**RAL 3020 Red housing**

Item code 416016



**RAL 5011 Blue housing**

Item code 416017



**RAL 9010 White housing**

Item code 416018



**RAL 9006 Grey housing**

Item code 416019



**RAL 9006 stainless steel housing**

Item code 416020

# B680H

## S: UP TO 5 m PASSAGE (5.3 m BEAM)

Accessories for S round beams depending on net gateway clearance	Lights	Skirt	Foot
up to 4.5 m	X	X	X
from 4.5 to 5 m	X		
from 4.5 to 5 m sectional (with coupling)			

- All beams are supplied with protective rubber on the bottom side and designed to fit lights on the top side. Reflective strips are not included.
- The beam profiles feature an elliptic section for operation even in windy areas.
- The sectional beam coupling is invisible once it is installed.


## SPECIFIC ACCESSORIES



S pocket and balance screw

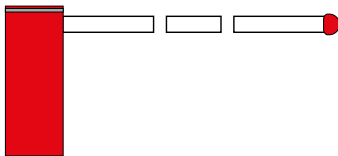
Item code 428436

### One-piece S beams



Model	Item code
One-piece S Beam 2.3 m	428045
One-piece Beam 3.3 m	428042
One-piece Beam 4.3 m	428043
One-piece Beam 5.3 m	428044

### Sectional S beams



Model	Item code
S coupling	428615
Initial S Beam 2.3 m	428045
Initial S Beam 3.3 m	428042
Final S beam 2 m	428046

## L: FROM 5 TO 8 m PASSAGE (8.3 m BEAM)

Accessories for L round beams depending on net gateway clearance	Lights	Skirt	Foot
from 5 m to 7 m	X	X	X
from 7 m to 7.5 m	X	X (without foot)	X (without skirt)
from 7.5 m to 8 m	X		X

- All beams are supplied with protective rubber on the bottom side and designed to fit lights on the top side. Reflective strips are not included.
- The beam profiles feature an elliptic section for operation even in windy areas.
- The sectional beam coupling is invisible once it is installed.


## SPECIFIC ACCESSORIES



L pocket and balancing screw

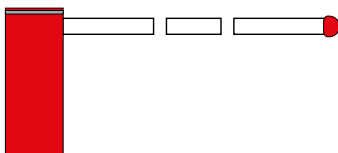
Item code 428437

### One-piece L beams



Model	Item code
One-piece Beam L 5.3 m	428047

### Sectional L beams



Model	Item code
Upright L	428616
Initial L Beam 4 m	428048
Final L Beam 2.3 m	428049
Final L Beam 3.3 m	428050
Final L Beam 4.3 m	428051

## SPECIFIC ACCESSORIES



**Pivoting round beams**

Length 2,500 mm  
Item code 428175

Length 3,000 mm  
Item code 428176



**Stainless steel pocket for pivoting round beams (S spring required)**

Item code 428163

**Spring S (for pivoting round beams)**

Item code 63000169



**Foundation plate**

Item code 490139



**Integrated flashing traffic light \***

Item code 410022



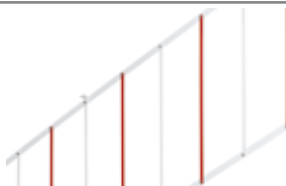
**Kit for connecting S/L round beam lights**

Item code 390992



**Package containing 11 m LED luminous cord**

Item code 390993



**2 m skirt kit for S/L round beam**

Item code 428441



**End foot for S/L round beam**

Item code 428442



**Fork support plate**

Item code 737621



**Support fork for S/L round beam**

Item code 728487



**Adjustment screw for S/L round beam support fork**

Item code 728488



**Articulated beam kit for S round beam (max 4 m)**

Item code 428444



**Additional triangular release key (10 pcs package)**

Item code 713002



**XBAT connection kit**

Item code 390080



**XBAT 24 emergency battery kit (not compatible with E 124)**

Item code 390923



**Reflective strip kit**

Item code 490117

## ACCESSORIES FOR SPECIFIC USES

**Release lock with customised key from no. 1 to no. 36**

Item code from 71209101 to 71209136

**Anti-vandal valve per B680H (\*\*)**  
It protects the hydraulic system if the beam is forced

Item code 401069

**Anti-panic unit (\*\*)**  
For manual opening of the beam in the event of a power cut

Item code 401051

**Break out sensor for pivoting round beams**

Item code 390828

### Notes

- (\*) It is also possible to connect the FAACLED 24V external flashing light, see pg. 167
- (\*) the anti-panic and anti-vandalism valve cannot be used on the same barrier.