

# 620 Standard

## Automatic barrier for beams up to 5 m

- Hydraulic operator with opening and closing block
- The ideal solution for heavy but not continuous traffic
- Electronic deceleration, patented
- The barrier statuses can be signalled to the traffic control devices
- Automatic, semi-automatic, parking, condo and custom logics
- External release with triangular key.
- Built-in detector, two independent channels.
- Bus technology



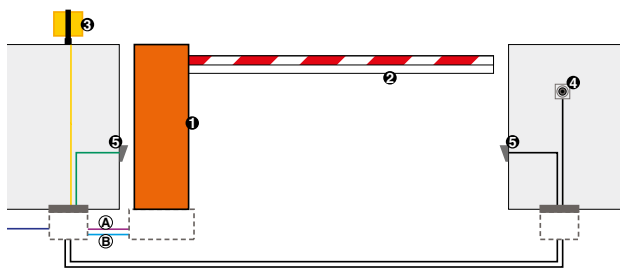
- New round beam with light support.



### DIMENSIONS AND TECHNICAL SPECIFICATIONS OF 620 STANDARD

Power supply voltage	230 Vac (+6% -10%) 50 (60) Hz	Weight	73 kg
Electric motor	single-phase, bi-directional	Type of oil	FAAC HP OIL
Absorbed power	220 W	Barrier body treatment	100 micron epoxy zinc-plating anti-corrosion treatment
Absorbed current	1 A	Paint	Polyester RAL 2004
Motor rotation speed	1400 r.p.m.	Protection class	IP 44
Pump flow rate	0.75/1 l/min	Type of beam	rectangular standard - standard rectangular with skirt - articulated standard - round - pivoting round - round S
Thermal protection on motor winding	120°C	Dimensions (L x D x H) in mm	350 x 170 x 1080
Effective torque	0 to 200 / 0 to 150 Nm	Thrust capacitor	8 µF 400 V
Electronic deceleration	Adjustable with cams		
Operating ambient temperature	-20°C to +55°C		

### TYPICAL INSTALLATION EXAMPLE



#### ■ (A) Low voltage cabling

- 3 cables 3x0.5
- 1 cable 2x0.5

#### ■ (B) Power cabling (230V)

- 1 cable 2x1.5+T
- 1 cable 2x1.5

N.B: Cable sections in mm<sup>2</sup>

Ref.	Q.ty	Description of material	Item code	Kit
①	1	620 Standard barrier body with built-in control unit 624 BLD	see following page	Not available
	1	Fastening pocket for rectangular beam	428342	
	1	Foundation plate	490058	
②	1	Rectangular beam 4,815 mm	428091	
	1	Receiver board RP 433 SLH	787824	
	1	Two-channels transmitter XT2 433 SLH LR	787007	
③	1	Flashing lamp FAACLIGHT	410013	
⑤	1	Pair of photocells FOTOSWITCH	785152	
	2	Aluminium columns for FOTOSWITCH	401028	
④	1	Key-operated push-button T10	401010001/36	
	2	Foundation plates for columns	737630	
	1	Plastic container to be walled in	720086	

#### Notes

ATTENTION: The configuration does not include the safety devices (i.e.: active or passive safety edges) that are to be determined according to the specific "risk analysis" of each installation (Ref.: UNI-EN 12445 and 12453 European Standards).

- The indicated price does not include the installation costs and the expenses for masonry, electrical and metalwork preparations.

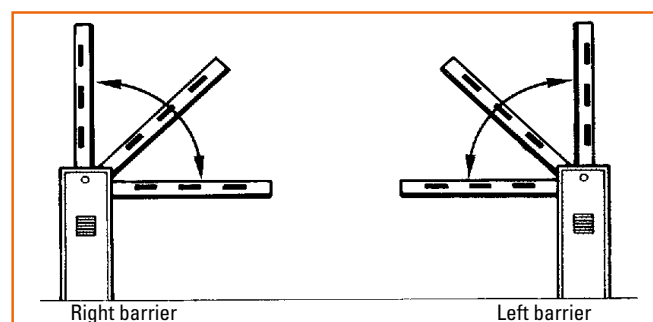
## 620 STANDARD

Model	Use			Control unit	Item code
	Beam max. length (m)	Opening time (s)	Use frequency (%)		
620 standard LH/RH	5,00	3.5 (3m) 4.5 (4m)	70	Built-in 624 BLD	See following table
620 standard articulated LH/RH	4,00 (articulated)	3.5 (3m) 4.5 (4m)	70	Built-in 624 BLD	See following table

The packages 620 standard include: barrier body - for rectangular / round / pivoting round beam (620 STD) - for rectangular articulated beam (620 STD ART.), hydraulic drive transmission system complete with balancing spring, installation accessories, a triangular release key.

## ORDER CODES TABLE FOR 620 STANDARD BARRIERS

Model	Beam profile	Beam length (mm)	LH version code	RH version code
620 STD	620 rectangular standard	1,315 to 2,055	1046268	1046468
		2,065 to 2,555	1046208	1046408
		2,565 to 3,055	1046278	1046478
		3,065 to 3,815	1046288	1046488
		3,825 to 4,815	1046228	1046428
	620 rectangular standard with skirt	1,815 to 2,805	1046208	1046408
		2,815 to 3,555	1046218	1046418
		3,565 to 3,815	1046228	1046428
		3,825 to 4,815	1047508	1047518
	620 round	1,500 to 2,740	1046268	1046468
		2,750 to 3,240	1046208	1046408
		3,250 to 4,000	1046278	1046478
		4,010 to 5,000	1046228	1046428
	NEW 620 S round	0 to 2,300 mm	1046268	1046468
		2,310 to 2,800 mm	1046208	1046408
		2,810 to 3,300 mm	1046278	1046478
		3,310 to 3,800 mm	1046288	1046488
		3,810 to 4,300 mm	1046228	1046428
	NEW 620 S round with skirt	4,310 to 5,000 mm	1046228	1046128
		0 to 2,300 mm	1046268	1046468
		2,310 to 2,800 mm	1046208	1046408
		2,810 to 3,300 mm	1046218	1046418
		3,310 to 3,800 mm	1046228	1046428
	620 pivoting round	3,810 to 4,300 mm	1047508	1047508
4,310 to 5,000 mm		1047508	1047518	
1,500 to 2,240		1046268	1046468	
2,250 to 2,740		1046208	1046408	
620 STD ARTICULATED	620 rectangular articulated A(*) = 815 to 1314 mm	2,750 to 3,000	1046278	1046478
		1,315 to 1,815	1047018	1047118
		1,825 to 2,815	1047028	1047128
	620 rectangular articulated A(*) = 1315 to 1814 mm	2,825 to 3,815	1047038	1047138
		1,825 to 2,815	1047038	1047138
	620 rectangular articulated A(*) = 1815 to 2075 mm	2,825 to 3,815	1047048	1047148
		1,825 to 2,815	1047048	1047148



### CONTROL UNITS



**Built-in control board 624 BLD**  
Technical specifications page 150

### SPECIFIC ACCESSORIES



**Articulation kit - max. ceiling height 3 m (only for standard rectangular beams)**

Item code 428137

### Notes

- You can determine right or left barrier version, by looking at the barrier from the door side (see drawing at the side). The door usually faces the inside of the property.
- IMPORTANT** the rectangular beam has a profile in anti-impact rubber; for balancing reasons, "active" safety edges cannot be installed on the beam profile.
- IMPORTANT** the beam fastening pocket is not included in the case and must be ordered separately. Consult "Specific accessories"
- (\*) A = H - 1155 (mm) where H is the floor to ceiling height.

# 620 Standard

## SPECIFIC ACCESSORIES



### Standard rectangular beams - 5 lengths:

Length	1.815 mm
Item code	428087
Length	2.315 mm
Item code	428088
Length	2.815 mm
Item code	428089
Length	3.815 mm
Item code	428090
Length	4.815 mm
Item code	428091



### Round beams (while stocks last)

Length	2.500 mm
Item code	428078
Length	3.000 mm
Item code	428075
Length	4.000 mm
Item code	428079
Length	5.000 mm
(solo 620 standard)	
Item code	428149



### Pivoting round beams

Length	2.500 mm
Item code	428175
Length	3.000 mm
Item code	428176



### Fastening pocket for rectangular, round and pivoting round beams

Rectangular beams	
Item code	428342
Round beams (while stocks last)	
Item code	428152
(INOX) Pivoting round beams	
Item code	428163



### End foot for rectangular beams (\*\*)

Item code	428215
-----------	--------



### Support fork for beams

Item code	722633
-----------	--------



### Skirt kit (only for standard rectangular beams)

Length	2.000 mm
Item code	4282431
Length	3.000 mm
Item code	4282441



### Release lock with customised key from no. 1 to no. 36

Code from	424641 to 424676
-----------	------------------



### Fork support plate

Item code	737621
-----------	--------



### Foundation plate

Item code	490058
-----------	--------

## ACCESSORIES FOR SPECIFIC USES



### Additional triangular release key (10 pcs package)

Item code	713002
-----------	--------



### Break out sensor for pivoting round beams

Item code	390828
-----------	--------



### Anti-vandal valve (\*)

It protects the hydraulic system if the beam is forced

Item code	401066
-----------	--------



### Anti-panic unit (\*)

For manual opening of the beam in the event of a power cut

Item code	401051
-----------	--------

### Notes

- (\*) The anti-panic unit and the anti-vandal valve cannot coexist on the same barrier.
- (\*\*) For correct balancing, installing a foot on a beam and on a beam with skirt, entails selecting a barrier housing for beam lengths of over 0.5 m.



Available starting May 2012

**ROUND BEAMS AND SPECIFIC ACCESSORIES**



**Round beams S  
(stickers not included)**

Length 2.300 mm  
Item code 428045

Length 3.300 mm  
Item code 428042

Length 4.300 mm  
Item code 428043

Length 5.000 mm  
Item code 428002



**Fastening pocket for S 615/620  
round beams**

Item code 428445



**End foot for S/L round beam (\*)**

Item code 428442



**Support fork for S/L round beam**

Item code 728487



**Adjustment screw for S/L round  
beam support fork**

Item code 728488



**Reflective strip kit**

Item code 490117




**Kit for connecting S/L  
round beam lights (\*\*)**

Item code 390992



**Luminous cord package  
containing 11 m**

Item code 390993



**2 m skirt kit for S/L round beam**

Item code 428441

**Notes**

- (\*) For correct balancing, the installation of a foot on a beam with skirt requires a barrier housing for beam lengths greater than 0.5 m.
- (\*\*) For correct balancing, the installation of lights on a beam and on a beam with skirt, for lengths greater than 2,800 mm requires a barrier housing for beam lengths greater than 0.5 m.
- **N.B.** In case of beam with foot, consider 1 m (0.5 lights + 0.5 foot).
- Other accessories: see ref. from page 156